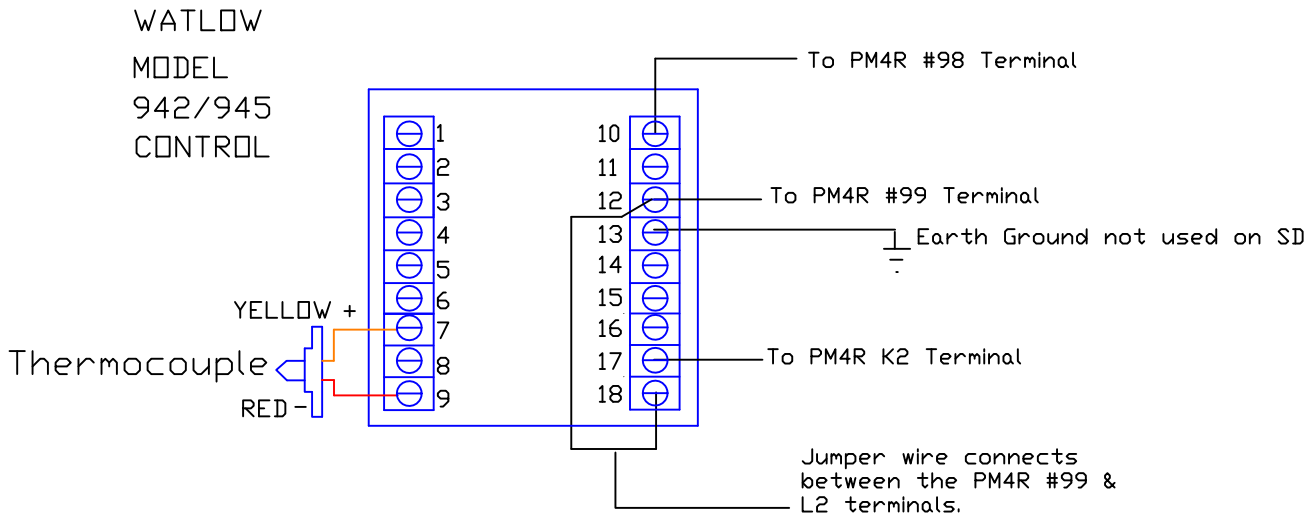




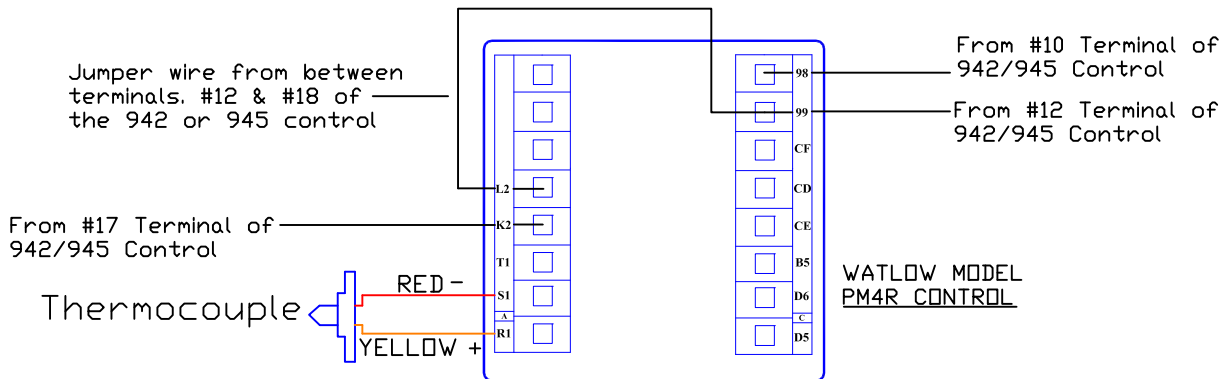

CONTROL CONVERSION FROM WATLOW MODELS 942 OR 945 TO WATLOW MODEL PM4R

NOTE: THE NEW CONTROL HAS BEEN PRE SETUP AT THE FACTORY TO OPERATE YOUR MODEL FURNACE, NO CONTROL SETUP CHANGES ARE NECESSARY.



Transfer all wires from the old control to their corresponding connections on the new control.

If your original control has multiple wires on a single terminal, transfer all the wires to the corresponding terminal on the PM4R control.



***NOTE-BE SURE ALL WIRING CONNECTIONS ARE CORRECT BEFORE APPLYING POWER! THE WARRANTY DOES NOT COVER DAMAGE DUE TO INCORRECT CONNECTION.**